


SHARED BY:	Jon Kime jskime.com
TITLE / KEY THEME:	Light as the subject
SUITABLE FOR:	GCSE/A Level

OVERVIEW / SUMMARY:

The camera is a device for capturing light. This short project aims to bring light back to the forefront of the creative process and make it the main character in photographic works. Students will be encouraged to notice and study light in its various forms before moving on to manipulating it to serve their creativity.
 (This is an as yet untested project, I aim to try it out as my next Y10 work, any comments glad received especially if you get chance to try it out before I do.)



KEY OBJECTIVES:


- Learn how to study light and notice the differences between morning and evening light, hard and soft light.
- Understand how manipulating light can create mood and atmosphere in a photograph.
- Learn how to create images where light is one of the key 'characters' in the piece.
- Understand how to use exposure compensation settings on cameras and phones to best capture light.

OUTLINE OF ACTIVITIES / SEQUENCE OF LEARNING:

- *Students observe and discuss the works of key artists who use light as a key 'character' within their works. Ask how the light affects the works, the narrative and the atmosphere of them.*
- *Students set the task of photographing light over an extended period of time either with cameras or phones. Record the differences in light during the morning or evening, capture the subtleties of light and how it can be diffused by both weather and window coverings. Make the light the subject of the image.*
- *Build a small cardboard room and create an aperture in the side. Use a small lamp to manipulate the light that enters and observe how it changes with the movement. Record a series of images that show your findings.*

KEY ARTISTS / REFERENCES / PROMPTS:


Edward Hopper and his use of light in a vast amount of his paintings, most notably in one of his final works 'Sun in an empty room' 1963
 Todd Hido VB lookbook http://cdn.victoriabeckham.com/media/collections/VB_AW14_VVB_Lookbook.pdf Hido's foray into fashion using his signature interior portrait look.
 Gregory Crewdson, an artist who works on a much larger scale but the subtleties of light can still be found, especially on his interiors.



Gregory Crewdson



Todd Hido



Edward Hopper

EXTENSION ACTIVITIES:

- Add characters to the cardboard room (toys/railway/architectural models) and photograph a mini fashion shoot.
- Manipulate the colour of the light in the 'room' by adding gels to the light source, experiment with changing the mood and atmosphere.
- Create short video pieces that record the movement of the light across the 'room' as the source light changes position.
- Manipulate still images of the 'room' in PhotoShop, add characters, play with colour cast.